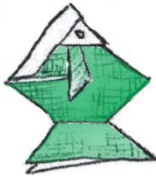
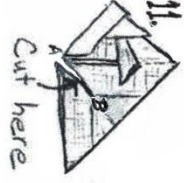



*Voilà!
Complete.*



8. Stick finger in, open and flatten at new angle.



Cut here



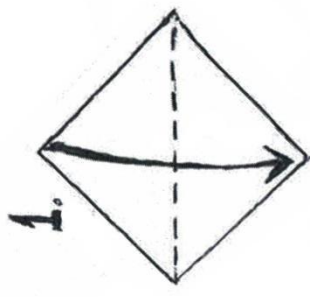
Unfold Steps 9 & 10.




12.



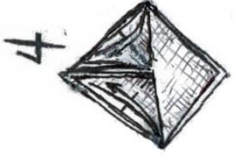
13.




1.



2.

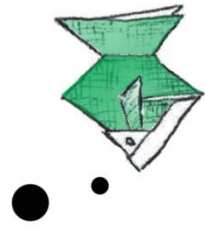


4.



3.

Worried Green Origami Goldfish Sam



*Voilà!
Complete.*

By: Lisa B. Corfman

This book is a product of the Goldfish Art Project Grant

More information is at:

Website:

OrigamiPlace.com/GoldfishArtProject/

Facebook page:

www.facebook.com/GoldfishArtProject

YouTube channel:

www.youtube.com/@OrigamiPlace

Support was given by:

Maynard Cultural Council, Lincoln Property Company, Rocky Arts Unfolded, BNN TV's It's All About Arts, Maynard ArtSpace, Boston Green Festival, the Hearing Room and OrigamiUSA.

And THANK YOU to all involved!